



## Study pathways of international students in Australia

### Introduction

In their Australian education experience, the majority of international students undertake study in more than one educational sector. The English Language Intensive Courses for Overseas Students (ELICOS) sector is the first step in an Australian study pathway for two out of every five international students who study in Australia's tertiary sector. Many other study pathways are also followed by international students. For example, 53 per cent of international students in higher education had studied in another sector previously and 40 per cent of international students in Australian schools go onto study in the tertiary sector.

This paper examines the main study pathways undertaken by international students through Australia's educational system. To achieve this, the study pathway options of four separate cohorts of international students are analysed in detail. The key findings are presented below, followed by a more comprehensive analysis of each group. Lastly, the appendixes detail the methodology used in this study; and present a set of tables showing the most common inter-sectoral study pathways undertaken by students in each of the cohorts examined.

### Key findings

#### *Study pathways of international students who completed ELICOS in 2011*

- Two thirds of international students enrolled in an ELICOS course underwent further study in Australia in another sector; 36 per cent moved immediately to Higher Education and one in five (20%) moved immediately to VET. Just over one-third (35%) of ELICOS students did not undertake any further study.
- Overall, when other indirect study pathways are also considered, 21 per cent of ELICOS students eventually progressed to VET; and 40 per cent eventually progressed through to Higher Education.
- Of the top ten nationalities, almost three-quarters (74%) of Chinese ELICOS students and 52 per cent of Vietnamese ELICOS students recorded study pathways to Higher Education. About half (52%) of Indonesian ELICOS students and 38 per cent of Thai ELICOS students progressed to VET. Students from Brazil, the Republic of Korea, Thailand, Japan, Colombia, Saudi Arabia and Taiwan were most commonly enrolled in ELICOS without undertaking any further study.

#### *Study pathways of international students who completed School in 2011*

- Over half (56%) of school students did not progress to another sector after Schools; 28 per cent of school students moved immediately to Higher Education and 7 per cent moved immediately to VET.
- Overall, when other indirect study pathways are also considered, 31 per cent of Schools students eventually progressed from Schools to Higher Education and 10 per cent from Schools through to VET.
- About half each of Malaysian and Chinese school students and 37 per cent of Vietnamese school students progressed from Schools to Higher Education. Of the Schools students from Vietnam and Taiwan, 18 per cent and 10 per cent respectively recorded a pathway to VET. Students from Germany, Brazil and Italy were most commonly enrolled in school without undertaking further study in another sector.

#### *Study pathways of international students who commenced in Higher Education in 2012*

- The largest share of international students who commenced study in Higher Education did not have prior study in any other sector. In 2012, 47 per cent of students moved directly to Higher Education. In comparison, 28 per cent of the student cohort undertook study in ELICOS immediately before commencing in Higher Education, 11 per cent were in VET, 9 per cent in non-award study and 5 per cent in Schools.
- Overall, 39 per cent had some prior study in ELICOS, 13 per cent had prior study in VET, 10 per cent recorded study in non-award courses and 8 per cent in Schools.
- Students from India, Malaysia, Indonesia, Singapore and Pakistan most commonly enrolled directly into Higher Education. Students from China, Vietnam, the Republic of Korea and Saudi Arabia most commonly progressed from ELICOS to Higher Education. More than half (53%) of students from Nepal progressed from VET to Higher Education.

### Study pathways of international students who commenced in VET in 2012

- Of the total cohort who commenced study in VET, the largest share (45%) moved directly into the sector. Just over one third (36%) of VET students studied in ELICOS immediately before their commencement in VET, 14 per cent in Higher Education, 3 per cent in Schools and 2 per cent in non-award study.
- Overall, 47 per cent of VET students had some prior study in ELICOS, 15 per cent had Higher Education study, 6 per cent in Schools and 4 per cent in non-award courses.
- VET students from China, the Republic of Korea, Brazil, Indonesia, Thailand and Vietnam were more likely to have progressed to VET from ELICOS than any other pathway type. Larger proportions of students from the Philippines, Pakistan and Malaysia were VET students without prior study in any other sector. Half the students from India who commenced study in VET did so in a pathway from Higher Education (51%) and one in four (26%) recorded prior study in ELICOS.

### Study pathways of international students after completing ELICOS

In 2011, there were 49,542 international students who completed an ELICOS course of study in Australia on a student visa for the first time. More than one-third of these students moved immediately to Higher Education and one-fifth moved immediately to VET.

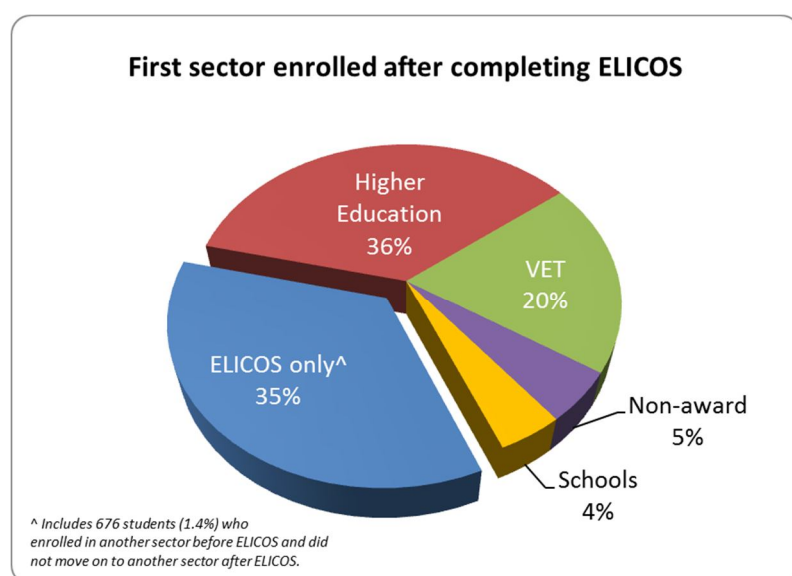


Table 1 shows the overall flow of students from the ELICOS sector through to the Higher Education, VET, Schools and Non-award sectors. This incorporates students who enrolled directly to the ELICOS sector and those who eventually enrolled in the sector via a different inter-sector pathway. Of the students who completed an ELICOS course in 2011, 39.6 per cent progressed from ELICOS to Higher Education, 21.1 per cent from ELICOS through to VET and 35.1 per cent of students only undertook study in ELICOS and did not progress to another sector. Comparatively small proportions progressed from ELICOS to either the Schools or Non-award sectors.

**Table 1. Direct and indirect Inter-sector study pathways from ELICOS**

<i>Inter-sector pathway*</i>	<i>Students</i>	<i>Share of total</i>
<b>Total in cohort</b>	<b>49,542</b>	<b>100.0%</b>
ELICOS and no further <sup>^</sup>	17,403	35.1%
ELICOS-Higher Education	19,624	39.6%
ELICOS-VET	10,463	21.1%
ELICOS-Schools	2,138	4.3%
ELICOS- Non-award	2,681	5.4%

\* the inter-sector pathway of students who recorded study in more than one sector are not mutually exclusive, therefore the individual components do not add to the total.

<sup>^</sup> includes 676 students (1.4%) who enrolled in another sector before ELICOS and did not move on to another sector after ELICOS.

Using the distribution of students with inter-sectoral study pathways from ELICOS discussed above, in the event of a 10 per cent increase in the number of students who complete ELICOS shows student numbers progressing to Higher Education and VET increases by about 1,900 and 1,000 respectively. Conversely, a 10 per cent decline on 2011 figures of the number of students completing an ELICOS course of study would mean that the number of students progressing to Higher Education and to VET would decline by about 1,900 and 1,100 respectively.

Table 2 shows 58.4 per cent of students who completed an ELICOS course in 2011 had a study pathway that included ELICOS and one other sector. These were mostly students who undertook ELICOS study before progressing to courses of study in the VET and Higher Education sectors. A further 7.4 per cent recorded a pathway from ELICOS to two other sectors and a small share progressed from ELICOS to three or more sectors. One-third (33.8%) of the cohort were ELICOS students who enrolled directly into an ELICOS course of study and did not move on to another sector.

**Table 2. Students in ELICOS: Number of sectors recorded**

<i>Number of sectors</i>	<i>Students</i>	<i>Share of total</i>
ELICOS only	16,727	33.8%
ELICOS and one other	28,943	58.4%
ELICOS and two others	3,681	7.4%
ELICOS and three or more others	191	0.4%
<b>Total</b>	<b>49,542</b>	<b>100.0%</b>

Of the top ten nationalities by volume of students, almost three-quarters of ELICOS students from Colombia and about two-thirds of ELICOS students from Brazil and Japan did not progress to any other sector. Similarly, almost half of all ELICOS students from Taiwan did not undertake study in any other sector. Almost three-quarters of Chinese students and about half of Vietnamese students progressed from ELICOS to Higher Education. About half the Indonesian students in the cohort progressed from ELICOS to VET (Table 3).

**Table 3. Top 10 nationalities and their direct and indirect inter-sector study pathway from ELICOS**

<i>Nationality</i>	<i>Inter-sector pathway</i>					<i>Total Students</i>
	<i>ELICOS only</i>	<i>ELICOS-Higher Education</i>	<i>ELICOS-VET</i>	<i>ELICOS-School</i>	<i>ELICOS-Non-award</i>	
	Proportion of total for each nationality					
China	7.6%	73.6%	9.0%	8.6%	10.5%	16,898
Brazil	68.9%	1.7%	29.4%	0.0%	0.3%	4,256
Republic of Korea	45.2%	19.5%	30.1%	3.9%	3.4%	3,831
Thailand	42.5%	18.3%	38.3%	1.4%	0.5%	2,623
Japan	64.4%	8.3%	19.9%	3.2%	4.4%	2,443
Vietnam	20.4%	51.6%	20.3%	11.1%	3.5%	2,215
Colombia	73.1%	11.7%	15.2%	0.2%	1.0%	1,832
Saudi Arabia	43.7%	39.0%	14.4%	0.0%	7.1%	1,645
Indonesia	14.8%	32.1%	51.8%	1.5%	2.6%	1,206
Taiwan	48.1%	29.3%	18.1%	4.5%	2.7%	1,141

Legend (% of total): 40% - 49% 50% - 69% > 69%

## Study pathways of international students after completing School

There were 9,111 international students in 2011 who completed school level study in Australia for the first time. Of these students, 28.4 per cent moved immediately to Higher Education and 7.4 per cent moved immediately to VET.

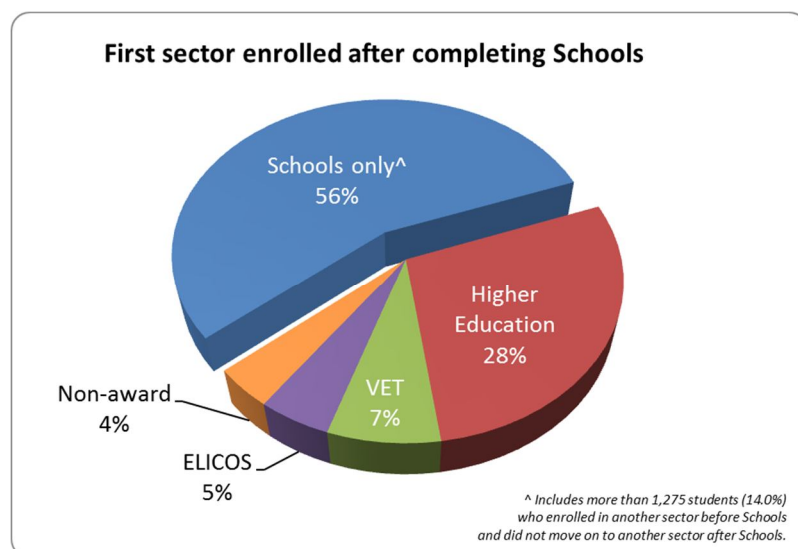


Table 4 shows the overall flow of students from the Schools sector through to the Higher Education, VET, ELICOS and Non-award sectors both directly and indirectly. Of the students who completed Schools in 2011, 30.9 per cent progressed from Schools to Higher Education and 9.6 per cent progressed from Schools through to VET. More than half (55.4%) the cohort who completed school in 2011 did not record a pathway to another sector after Schools. Smaller proportions progressed from Schools to either the ELICOS or Non-award sectors.

**Table 4. Direct and indirect Inter-sector study pathways from Schools**

<i>Inter-sector pathway*</i>	<i>Students</i>	<i>Share of total</i>
<b>Total in cohort</b>	<b>9,111</b>	<b>100.0%</b>
Schools and no further <sup>^</sup>	5,051	55.4%
Schools-Higher Education <sup>(a)</sup>	2,819	30.9%
Schools-VET <sup>(a)</sup>	875	9.6%
Schools-ELICOS	514	5.6%
Schools-Non-award	465	5.1%

\* the inter-sector pathway of students who recorded study in more than one sector are not mutually exclusive, therefore the individual components do not add to the total.

<sup>^</sup> includes 1,275 students (14.0%) who enrolled in another sector before Schools and did not move on to another sector after Schools.

<sup>(a)</sup> When the cohort was restricted to students aged 17 years and over only, the share of students with a direct and indirect inter-sector study pathway from Schools to Higher Education was 41.1%; and from Schools to VET was 12.7%.

Using the distribution of students with inter-sectoral study pathways from Schools discussed above, a 10 per cent increase in the number of students who complete Schools show the number progressing to Higher Education and to VET increases by about 280 and 90 respectively. A 10 per cent decline on 2011 figures of the number of students completing school would mean the number of students progressing to Higher Education and to VET declines by about 290 and 90 respectively.

One-third (33.9%) of students who completed Schools in 2011 had a study pathway that included Schools and one other sector. These were mostly students who completed school and progressed to courses of study in the Higher Education and VET sectors. A further 22.7 per cent progressed from Schools to two other sectors and 1.9 per cent from Schools to three or more sectors. Two in five (41.4%) of all students in the cohort enrolled directly into school and did not move on to another sector after school (Table 5).

**Table 5. Students in Schools: Number of sectors recorded**

<i>Number of sectors</i>	<i>Students</i>	<i>Share of total</i>
Schools only	3,776	41.4%
Schools and one other	3,089	33.9%
Schools and two others	2,071	22.7%
Schools and three or more others	175	1.9%
<b>Total</b>	<b>9,111</b>	<b>100.0%</b>

Of the top ten nationalities by student volumes, almost all students from Germany, Brazil and Italy were Schools only students. In addition, the majority of Schools students from the Republic of Korea, Japan and Thailand did not progress to any other sector. About half of Malaysian and Chinese school students and about one-third of Vietnamese and Taiwanese school students progressed from Schools to Higher Education. About one in five Vietnamese school students progressed to VET (Table 6).

**Table 6. Top 10 nationalities and their direct and indirect inter-sector study pathway from Schools**

<i>Nationality</i>	<i>Inter-sector pathway</i>					<i>Total Students</i>
	<i>Schools only</i>	<i>Schools-Higher Education</i>	<i>Schools-VET</i>	<i>Schools-ELICOS</i>	<i>Schools-Non-award</i>	
	Proportion of total for each nationality					
China	14.0%	49.0%	13.6%	9.7%	8.9%	3,875
Republic of Korea	59.2%	14.0%	3.3%	2.2%	1.6%	997
Germany	99.5%	0.1%	0.0%	0.0%	0.0%	917
Vietnam	22.9%	37.3%	18.4%	6.4%	3.5%	849
Japan	72.1%	4.1%	1.9%	3.0%	0.6%	362
Malaysia	36.4%	51.5%	5.9%	1.0%	6.2%	305
Brazil	97.6%	1.0%	0.5%	1.0%	0.0%	208
Thailand	46.7%	20.4%	9.6%	3.6%	3.6%	167
Italy	99.3%	0.0%	0.0%	0.0%	0.0%	150
Taiwan	17.3%	32.3%	10.2%	7.1%	7.9%	127

Legend (% of total): 40% - 49% 50% - 69% > 69%

## Study pathways of international students before commencing Higher Education

In 2012, there were 61,649 international students who commenced a Higher Education course of study in Australia for the first time. Of this cohort, the largest share commenced study in Higher Education without prior study in any other sector (47.0%). Just over one quarter (27.5%) undertook study in ELICOS immediately before commencing in Higher Education, 11.4 per cent in VET, 8.8 per cent in non-award study in the Non-award sector and 5.3 per cent in Schools.

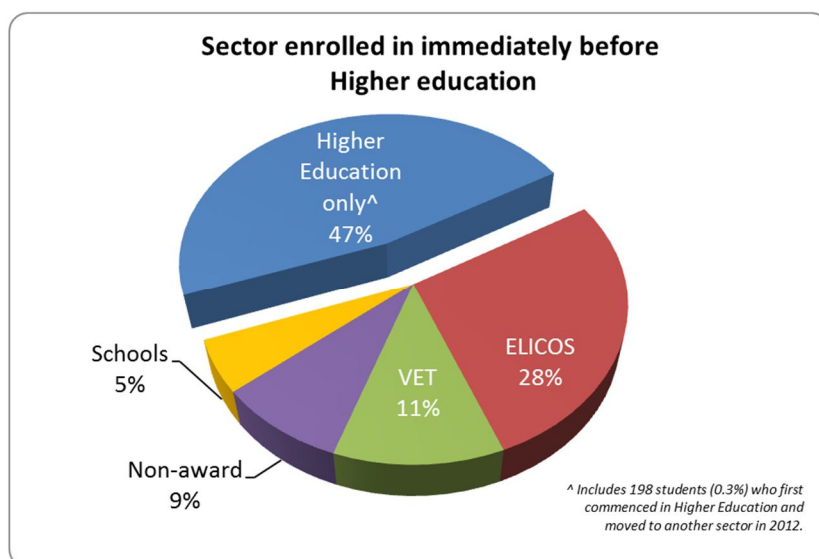


Table 7 below shows the overall flow of students from the other educational sectors through to the Higher Education sector both directly and indirectly. Of the students who commenced a Higher Education course of study in 2012, 38.9 per cent recorded some prior study in ELICOS. A further 13.4 per cent recorded prior study in VET, one in ten (9.8%) in non-award courses and 7.5 per cent in Schools.

**Table 7. Direct and indirect Inter-sector study pathways to Higher Education**

<i>Inter-sector pathway*</i>	<i>Students</i>	<i>Share of total</i>
<b>Total in cohort</b>	<b>61,649</b>	<b>100.0%</b>
Higher Education <sup>^</sup>	28,949	47.0%
ELICOS-Higher Education	23,998	38.9%
VET-Higher Education	8,239	13.4%
Non-award-Higher Education	6,051	9.8%
Schools-Higher Education	4,599	7.5%

\* the inter-sector pathway of students who recorded study in more than one sector are not mutually exclusive, therefore the individual components do not add to the total.

<sup>^</sup> includes 198 students (0.3%) who first commenced in Higher Education and moved to another sector in 2012.

Using the distribution of students with inter-sectoral study pathways to Higher Education discussed above, a 10 per cent increase in the number of students who complete ELICOS show the number progressing to Higher Education increases by about 2,380 and a 10 per cent increase in the number of students who complete Schools would mean the number progressing to Higher Education increases by about 490.

A 10 per cent decline on 2012 figures in the number of students who complete ELICOS show the number progressing to Higher Education will decrease by about 2,410 and a 10 per cent decline in the number of students who complete Schools would mean the number progressing to Higher Education will decrease by about 440.

Of the students who commenced in Higher Education in 2012, 38.5 per cent progressed to Higher Education from one other sector of study. These were mostly students who completed ELICOS study before moving into a Higher Education course of study. A further 13.0 per cent progressed through two other sectors before commencing in Higher Education and 1.9 per cent through three sectors before commencing in Higher Education. The largest share of students (46.6%) in this cohort enrolled directly in the Higher Education sector (Table 8).

**Table 8. Students in Higher Education: Number of sectors recorded**

<i>Number of sectors</i>	<i>Students</i>	<i>Share of total</i>
Higher Education only	28,751	46.6%
Higher Education and one other	23,706	38.5%
Higher Education and two others	8,030	13.0%
Higher Education and three or more others	1,162	1.9%
<b>Total</b>	<b>61,649</b>	<b>100.0%</b>

Of the students from the top ten nationalities by volumes of students who commenced in Higher Education, three quarters or more of students from India, Malaysia and Singapore enrolled directly to Higher Education and did not progress from another sector. Larger proportions of students from Indonesia and Pakistan enrolled directly to Higher Education than any other pathway. Four in five Saudi students recorded study in ELICOS before progressing to Higher Education; and larger proportions of students from China, Vietnam and the Republic of Korea recorded prior study in ELICOS before Higher Education than any other pathway type. More than half of students from Nepal recorded a VET to Higher Education pathway (Table 9).

**Table 9. Top 10 nationalities and their direct and indirect inter-sector study pathway to Higher Education**

<i>Nationality</i>	<i>Inter-sector pathway</i>					<i>Total Students</i>
	<i>Higher Education only</i>	<i>ELICOS-Higher Education</i>	<i>VET-Higher Education</i>	<i>Non-award-Higher Education</i>	<i>Schools-Higher Education</i>	
	Proportion of total for each nationality					
China	26.0%	61.3%	8.4%	14.9%	13.3%	21,833
India	75.6%	13.7%	16.2%	0.8%	0.3%	4,638
Malaysia	79.4%	2.4%	5.4%	10.3%	5.0%	3,988
Vietnam	34.9%	52.7%	16.5%	6.7%	14.4%	3,145
Indonesia	55.7%	19.6%	14.5%	16.4%	3.3%	2,302
Republic of Korea	25.9%	55.6%	19.4%	9.1%	19.7%	2,110
Singapore	86.2%	0.1%	2.1%	9.6%	2.1%	2,079
Nepal	40.5%	26.5%	53.4%	1.1%	0.2%	1,848
Pakistan	59.6%	15.5%	29.6%	0.7%	0.1%	1,809
Saudi Arabia	14.4%	82.7%	11.0%	13.6%	0.2%	1,225

Legend (% of total): 40% - 49% 50% - 69% > 69%

## Study pathways of international students before commencing VET

In 2012, there were 28,334 international students who commenced a VET course of study in Australia for the first time. Of this cohort, 36.2 per cent undertook some study in ELICOS immediately before their commencement in VET, 13.8 per cent in Higher Education immediately before VET, 3.1 per cent in Schools and 1.6 per cent were in non-award study in the Non-award sector.

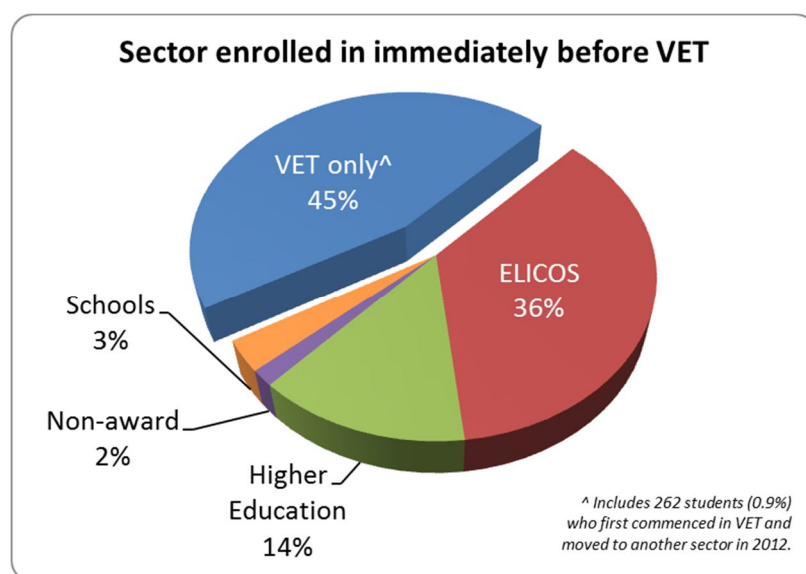


Table 10 below shows the overall flow of students from the other educational sectors through to the VET sector both directly and indirectly. The largest share (46.9%) of the students who commenced a VET course of study in 2012 undertook some prior study in ELICOS. A further 15.0 per cent recorded some Higher Education study prior to commencing in VET, 5.8 per cent in Schools and 3.6 per cent in the Non-award sector.

**Table 10. Direct and indirect Inter-sector study pathways to VET**

<i>Inter-sector pathway*</i>	<i>Students</i>	<i>Share of total</i>
<b>Total in cohort</b>	<b>28,334</b>	<b>100.0%</b>
VET <sup>^</sup>	12,852	45.4%
ELICOS-VET	13,286	46.9%
Higher Education-VET	4,259	15.0%
Non-award-VET	1,030	3.6%
Schools-VET	1,639	5.8%

\* the inter-sector pathway of students who recorded study in more than one sector are not mutually exclusive, therefore the individual components do not add to the total.

<sup>^</sup> includes 262 students (0.9%) who first commenced in VET and moved to another sector in 2012.

Using the distribution of students with inter-sectoral study pathways to VET discussed above, a 10 per cent increase in the number of students who complete ELICOS would mean the number progressing to VET increases by about 1,330 and a 10 per cent increase in the number of students who complete Schools show the number progressing to VET increases by about 170.

A 10 per cent decline on 2012 figures in the number of students who complete ELICOS show the number progressing to VET will decrease by about 1,330 and a 10 per cent decline in the number of students who complete Schools would mean the number progressing to VET will decrease by about 160.

Of the students who commenced a VET course in 2012, 40.9 per cent progressed to VET from one other sector of study. These were mostly students who completed ELICOS study before moving into a VET course of study. A further 12.2 per cent progressed through two other sectors before commencing in VET and 2.5 per cent progressed through three or more sectors before commencing in VET. The largest share of students (44.4%) in this cohort enrolled directly to VET without prior study in any other sector (Table 11).



**Table 11. Students in VET: Number of sectors recorded**

<i>Number of sectors</i>	<i>Students</i>	<i>Share of total</i>
VET only	12,590	44.4%
VET and one other	11,586	40.9%
VET and two others	3,448	12.2%
VET and three or more others	710	2.5%
<b>Total</b>	<b>28,334</b>	<b>100.0%</b>

Of the students from the top ten nationalities by volumes of students who commenced VET in 2012, larger proportions from China, the Republic of Korea, Brazil, Thailand and Vietnam recorded some study in ELICOS prior to commencing in VET than any other pathway type. More students from Indonesia, the Philippines, Pakistan and Malaysia enrolled directly to a VET course and did not progress from any other sector. Half of Indian VET students undertook prior study in Higher Education before moving to VET (Table 12).

**Table 12. Top 10 nationalities and their direct and indirect inter-sector study pathway to VET**

<i>Nationality</i>	<i>Inter-sector pathway</i>					<i>Total Students</i>
	<i>VET only</i>	<i>ELICOS-VET</i>	<i>Higher Education-VET</i>	<i>Non-award-VET</i>	<i>Schools-VET</i>	
	Proportion of total for each nationality					
China	15.1%	70.2%	46.8%	12.4%	24.7%	4,211
Republic of Korea	42.5%	53.0%	6.7%	1.2%	3.9%	2,597
Brazil	16.3%	82.6%	0.8%	0.5%	0.1%	1,690
Indonesia	47.4%	46.6%	6.6%	2.1%	1.6%	1,352
Philippines	81.0%	9.6%	8.2%	1.3%	1.2%	1,225
Pakistan	71.4%	19.9%	8.9%	0.5%	0.2%	1,214
Thailand	7.7%	90.8%	8.1%	0.3%	1.4%	1,144
Malaysia	71.9%	17.2%	8.0%	2.0%	3.0%	1,100
India	35.3%	26.0%	50.9%	1.6%	1.6%	1,055
Vietnam	11.3%	76.6%	33.0%	5.3%	22.8%	984

Legend (% of total): 40% - 49% 50% - 69% > 69%

## Appendix 1: Methodology

The data used in the analysis for this paper is based on information from the Provider Registration and International Student Management System (PRISMS), the source of Australian Education International's (AEI) International Student Data. As such, it is limited to international students studying in Australia on a student visa only<sup>1</sup>.

This paper examines the study pathways of four separate cohorts of international students<sup>2</sup>.

The first cohort was the students who *completed* a course of study in the Australian ELICOS<sup>3</sup> sector for the first time in the year 2011. The analysis was focused on the sector to which students moved to immediately after their ELICOS study was completed and the study pathways they undertook from the sector in the period through to the end of the following year.

The second cohort examined were the students who *completed* a course of study in the Schools sector for the first time in the year 2011. As with the earlier discussion on students who completed ELICOS study, the analysis of the second cohort highlights the sectors to which students moved to immediately after their school study was completed and the study pathways undertaken by the cohort through to the end of 2012.

The third and fourth cohorts were the students who *commenced* study in the Higher Education and the VET sectors respectively for the first time in the year 2012. The analysis highlights their study pathway *prior* to their commencement in Higher Education or VET sectors in that year.

Readers should note that for the purposes of this research paper, a period of study in a particular sector signifies a student has undertaken a course of study in the sector and does not necessarily indicate they have completed or been awarded a qualification for that course.

---

<sup>1</sup> Visa sub-classes 570 to 575.

<sup>2</sup> Student numbers for each cohort are derived from AEI data by matching a number of different variables such as date of birth, name and gender.

<sup>3</sup> As AEI international student data relate only to students in Australia on a student visa, ELICOS students on other visa types are not included in this paper. AEI is unable to investigate study pathways of ELICOS students on other visa types to student visas. A 2011 survey by *English Australia* found 54% of international students enrolled in ELICOS courses are on student visas.

## Appendix 2: Top 20 study pathways

**Table A2.1. Top 20 study pathways of students who completed ELICOS in 2011**

<i>Sector pathway</i>	<i>Students</i>	<i>Share of total</i>
ELICOS	16,727	33.8%
ELICOS-Higher Education	16,115	32.5%
ELICOS-VET	7,743	15.6%
ELICOS-Schools	1,888	3.8%
ELICOS-Non-award-Higher Education	1,118	2.3%
ELICOS-Non-award	1,069	2.2%
ELICOS-VET-Higher Education	526	1.1%
VET-ELICOS-VET	495	1.0%
VET-ELICOS-Higher Education	493	1.0%
ELICOS-VET-ELICOS	389	0.8%
ELICOS-Higher Education-VET	352	0.7%
VET-ELICOS	289	0.6%
ELICOS-VET-ELICOS-VET	180	0.4%
ELICOS-Higher Education-ELICOS	171	0.3%
Higher Education-ELICOS	164	0.3%
Higher Education-ELICOS-Higher Education	128	0.3%
ELICOS-Non-award-VET	102	0.2%
ELICOS-Non-award-ELICOS	78	0.2%
VET-Higher Education-ELICOS	75	0.2%
Non-award-ELICOS-Higher Education	66	0.1%
<i>Other pathways</i>	<i>1,374</i>	<i>2.8%</i>
<b>Total all pathways from ELICOS</b>	<b>49,542</b>	<b>100.0%</b>

**Table A2.2. Top 20 study pathways of students who completed Schools in 2011**

<i>Sector pathway</i>	<i>Students</i>	<i>Share of total</i>
Schools	3,776	41.4%
Schools-Higher Education	1,303	14.3%
ELICOS-Schools	1,199	13.2%
ELICOS-Schools-Higher Education	1,178	12.9%
ELICOS-Schools-VET	329	3.6%
Schools-VET	231	2.5%
Schools-Non-award	134	1.5%
ELICOS-Schools-Non-award	128	1.4%
ELICOS-Schools-ELICOS	71	0.8%
Non-award-Schools	71	0.8%
ELICOS-Schools-ELICOS-VET	63	0.7%
Schools-ELICOS	55	0.6%
ELICOS-Schools-ELICOS-Non-award	45	0.5%
ELICOS-Schools-ELICOS-Higher Education	40	0.4%
Schools-ELICOS-VET	37	0.4%
ELICOS-Schools-Non-award-Higher Education	36	0.4%
ELICOS-Schools-VET-Higher Education	35	0.4%
Schools-ELICOS-Higher Education	31	0.3%
Non-award-Schools-Higher Education	30	0.3%
Schools-Non-award-Higher Education	22	0.2%
<i>Other pathways</i>	<i>297</i>	<i>3.3%</i>
<b>Total all pathways from ELICOS</b>	<b>9,111</b>	<b>100.0%</b>

**Table A2.3. Top 20 study pathways of students who commenced Higher Education in 2012**

<i>Sector pathway</i>	<i>Students</i>	<i>Share of total</i>
Higher Education	28,751	46.6%
ELICOS-Higher Education	15,241	24.7%
VET-Higher Education	3,430	5.6%
Non-award-Higher Education	3,054	5.0%
ELICOS-VET-Higher Education	2,400	3.9%
ELICOS-Non-award-Higher Education	1,783	2.9%
Schools-Higher Education	1,642	2.7%
ELICOS-Schools-Higher Education	1,495	2.4%
ELICOS-VET-ELICOS-Higher Education	481	0.8%
VET-ELICOS-Higher Education	476	0.8%
ELICOS-Schools-VET-Higher Education	308	0.5%
ELICOS-Schools-Non-award-Higher Education	202	0.3%
ELICOS-Non-award-ELICOS-Higher Education	172	0.3%
Schools-VET-Higher Education	151	0.2%
Schools-Non-award-Higher Education	143	0.2%
Higher Education-VET	136	0.2%
ELICOS-Non-award-VET-Higher Education	110	0.2%
ELICOS-Higher Education-ELICOS	95	0.2%
ELICOS-VET-ELICOS-VET-Higher Education	93	0.2%
ELICOS-Higher Education-VET	89	0.1%
<i>Other pathways</i>	<i>1,397</i>	<i>2.3%</i>
<b>Total all pathways to Higher Education</b>	<b>61,649</b>	<b>100.0%</b>

**Table A2.4. Top 20 study pathways of students who commenced VET in 2012**

<i>Sector pathway</i>	<i>Students</i>	<i>Share of total</i>
VET	12,590	44.4%
ELICOS-VET	9,215	32.5%
ELICOS-Higher Education-VET	1,666	5.9%
Higher Education-VET	1,306	4.6%
ELICOS-Schools-VET	445	1.6%
Schools-VET	313	1.1%
ELICOS-VET-ELICOS	272	1.0%
ELICOS-Schools-Higher Education-VET	189	0.7%
ELICOS-Non-award-VET	186	0.7%
ELICOS-Higher Education-ELICOS-VET	179	0.6%
Non-award-VET	163	0.6%
Schools-Higher Education-VET	160	0.6%
ELICOS-Non-award-Higher Education-VET	146	0.5%
Non-award-Higher Education-VET	135	0.5%
VET-ELICOS	120	0.4%
VET-Higher Education	107	0.4%
ELICOS-Schools-ELICOS-VET	104	0.4%
ELICOS-VET-Higher Education	84	0.3%
Higher Education-ELICOS-VET	67	0.2%
ELICOS-Non-award-ELICOS-VET	62	0.2%
<i>Other pathways</i>	<i>825</i>	<i>2.9%</i>
<b>Total all pathways to VET</b>	<b>28,334</b>	<b>100.0%</b>